

**PANOLITE**

LIGHT. STRONG. BOLD.

# Tekboard BEAM

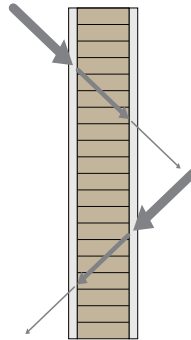
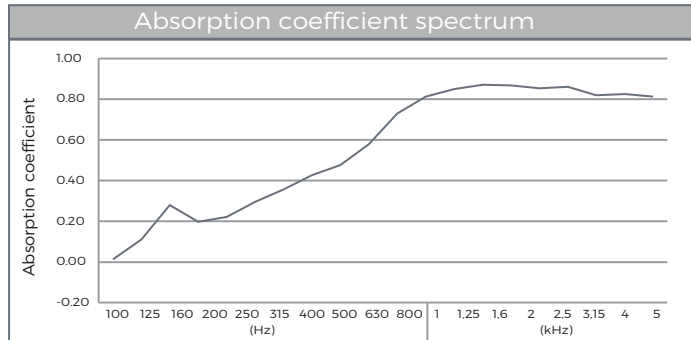
Acoustic felt ceiling beam



# Tekboard BEAM

Acoustic felt ceiling beam - Ready to install


## Technical specifications



Tekboard BEAM improves sound absorption properties (NRC of 0.66) thanks to the combination of Dütex surfaces and its honeycomb core.




## Dimensions

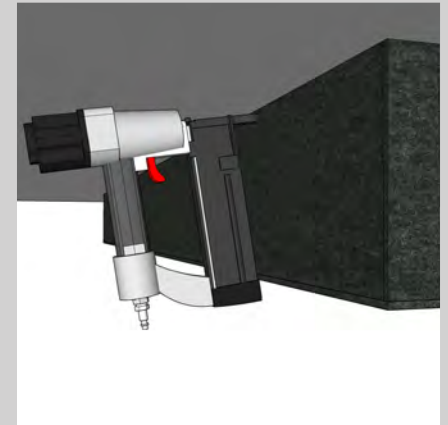
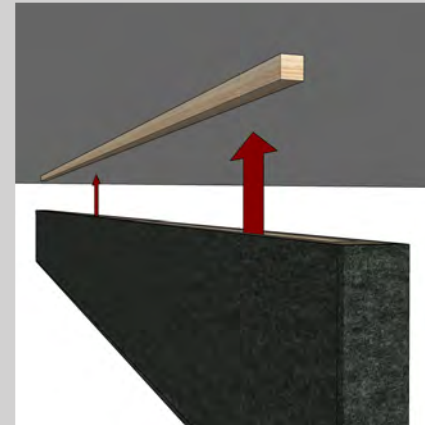


## Installation tips

1. Install the supplied wood strip to your ceiling / wall using appropriate glue and hardware\*. Always pre-drill the wood strip to prevent cracking / splitting. Use a countersinking bit so the screw head does not protrude (Richelieu SKU# 31202004). Make sure the wood strip stays straight while installing.



2. Insert the baffle over the wood strip and secure on both sides using glue with nails or screws\*. Always pre-drill if using screws.



### DISCLAIMER:

As wall/ceiling composition vary (drywall, wood, concrete, metal, etc.), fixing screws and hardware (ex: drywall anchors) adapted to the situation are not included. To ensure that the baffle is securely attached to the wall or ceiling, installation by a professional is required. Panolite disclaims any liability or responsibility arising from improper ceiling/wall installation of the baffle.